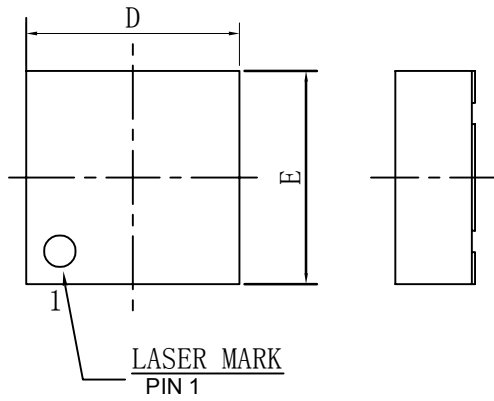
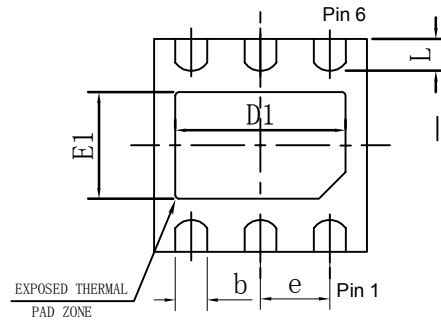


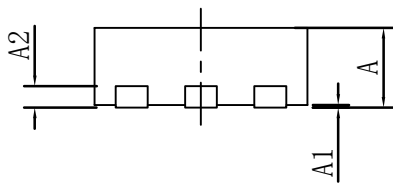
产品尺寸图 (DIMENSION)



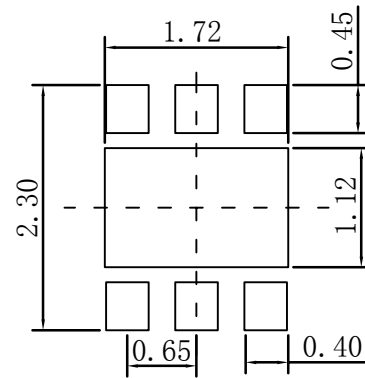
TOP VIEW



BOTTOM VIEW



SIDE VIEW



RECOMMENDED SOLDERING FOOTPRINT*

symbol	Dimensions In Millimeters			Dimensions In Inches		
	Min	Nom	Max	Min	Nom	Max
A	0.70	0.75	0.80	0.028	0.030	0.031
A1	0.00	0.025	0.05	0.000	0.001	0.002
A2	0.15	0.20	0.25	0.006	0.008	0.010
D	1.90	2.00	2.10	0.075	0.079	0.083
E	1.90	2.00	2.10	0.075	0.079	0.083
L	0.20	0.30	0.40	0.008	0.012	0.016
D1	1.50	1.60	1.70	0.059	0.063	0.067
E1	0.90	1.00	1.10	0.035	0.039	0.043
b	0.25	0.30	0.35	0.010	0.012	0.014
e	0.65 BSC			0.026 BSC		

FSMC

图名 NAME	WDFN2020-6		图号 DWG. NO.	DD0099	SH 1 OF 1
材质 MATERIAL	A194		REV.	A	
单位 UNITS	mm [INCH]	核准 APPROVE	审核 CHECKED	制图 DRAWN	 第三角法
日期 DATE	2021.07.21				
比例 SCALE	N. T. S.				